

October, November, December
2017

SEWING CLASSES

FUNDAMENTALS OF SEWING I - This class is for beginners who have no sewing experience & want to learn how to operate their sewing machine & practice the fundamentals of sewing. You'll learn the parts & basic operation of your machine, sewing terminology, sewing tools, basic knowledge & types of fabric, thread, needles, choosing a pattern & ergonomic sewing techniques. We will sew a pillow case & a pair of pull-up PJ bottoms. Bring your sewing machine along with the manual so that you can become proficient in the use of your own machine. This class will be a lot of fun & well worth it! (Beginner)

NOTE: Please either bring your lunch or we will order lunch at a nearby sandwich shop and will go pick it up for you. You'll need to bring cash to cover your lunch expense.

NOTE: This class is for adults 18 yrs or older.

Cost: \$45 + Supplies
Friday, Sept. 22 (5:00 - 8:00 PM) and
Saturday, Sept. 23 (10:00 AM - 4:00 PM)

Kelsey

FREE SIT 'N SEW - Bring your own project to work on. We will provide the tables, irons and ironing boards, and the space needed for you to spread out your things! There's no charge but we would ask that you call to sign up as space is limited.

We look forward to having you join us and hope to encourage you to get those UFO's out of your closet & have a good time with your sewing friends!

Saturday, Sept. 9 (10:00 AM - 4:00 PM)
Monday, Sept. 25 (10:00 AM - 4:00 PM)
Friday, October 6 (10:00 AM - 4:00 PM)
Monday, October 16 (10:00 AM - 4:00 PM)
Monday, October 23 (10:00 AM - 4:00 PM)
Saturday, November 18 (10:00 AM - 4:00 PM)
Tuesday, December 5 (10:00 AM - 4:00 PM)

Tuffet Class - What's a Tuffet? It's a small foot stool that's quite fun to make. Choose fabrics that compliment your decor. We will have a "Tuffet Kit" available that will include all items needed to construct your tuffet, except feet and fabric. We will meet two times. In the first class, Karen will give you instruction on foundation piecing your tuffet top. You should complete 2 panels in class and the rest will be homework. In the 2nd session you'll come with a completed top ready to upholster the tuffet.




Cost: \$60 + Supplies (See * below)
Mondays, September 11 and 18 (1:00 PM - 5:00 PM) Karen

*The cost of the "Tuffet Kit" is \$125 and needs to be paid in advance so that we can order it for you. The kit will include your button, upholstery batting, sculpted upholstery foam, pre-drilled wooden board, tee nuts and hang bolts. Check the supply list for additional items needed for this class.

QUILT CLASSES

SHADOW CABINS - This project was specially designed for shaded ombre' fabrics. Such amazing results when the fabrics themselves create such dramatic results. This class will guide you through variations of the log cabin block using 2 ½" wide strips and these awesome fabrics. Not to worry though . . . other fabrics can work just as well. Come and see the samples and the beautiful fabrics and sign up to secure your seat in this fun class.



Cost: \$45
Saturday, October 14 (10:00 AM - 4:00 PM)

Mary Lou Hallenbeck

IT'S A MYSTERY - Join Karen for a fun day making a mystery quilt. Clues will be ready when you arrive. Sign up early as space is limited. Supply lists will be available soon. Come prepared to have some fun solving this quilting mystery.

Cost: \$45
Saturday, September 16 (10:00 AM - 4:00 PM)

Karen

TAKE A TRIP AROUND THE WORLD - This quilt is quick and easy and you should complete your quilt top in one day. Learn some basic sewing techniques and some shortcuts to make this easy quilt. Drop off your fabric at least 1 week prior to class, and Karen will cut it for you and have it ready to sew on the day of class. If you'd like to cut it yourself, let us know when you sign up for class. Your fabric must be cut prior to the day of class. Bring your lunch!

Cost: \$60 + Book & Supplies
 Saturday, October 28 (8:30 AM - 4:00 PM)
 (Yes, that's right! You need to be here at 8:30 AM)

Karen

CLUBS

LEARNING SERGER BASICS - We will explore a different technique each month. Bring your serger and let's learn how to use it!

Cost: \$25 + Supplies
 Tuesday, September 19 (2:00 PM - 4:00 PM)
 Tuesday, October 17 (2:00 PM - 4:00 PM)
 Tuesday, November 21 (2:00 PM - 4:00 PM)
 Tuesday, December 19 (2:00 PM - 4:00 PM)

Kay

ARTISTA V7 & V8 EMBROIDERY SOFTWARE

CLUB - This club is for Version 7 Artista Software. The first Wed. of each month, we explore a different digitizing topic along with solving problems that we may currently be experiencing. We share ideas, review basics & learn new techniques. Bring your laptop loaded with Artista software, your ideas & enjoy a fun time of digitizing together. If you don't have a laptop, you can observe & learn as well. (Any Level)

Cost: \$25/session
 Wed., September 6 (1:00 PM - 3:00 PM)
 Wed., October 4 (1:00 PM - 3:00 PM)
 Wed., November 1 (1:00 PM - 3:00 PM)
 Wed., December 6 (1:00 PM - 3:00 PM)

Norma

CLUBS

EMBROIDERY ADVENTURE CLUB

In our August & September club, Deb will be showing you how to make the Fancy Stitchin' design by Smith Street. Designs will need to be ordered prior to class so you need to register at least 1 week prior to class.

You don't need to have a BERNINA to join this club. But please bring your manual with you to class. We encourage you to bring "show and tell" to share with others in the club.

Cost: \$10 per session + supplies
 Friday, September 8 (1:00 PM - 4:00 PM)
 Friday, October 13 (1:00 PM - 4:00 PM)
 Friday, November 10 (1:00 PM - 4:00 PM)
 Friday, December 8 (1:00 PM - 4:00 PM)

Deb

Guide classes are very important! We encourage you to become acquainted with your new machine or serger and learn everything it can do for you. Don't miss this opportunity. If you purchase your machine at our store, this class will be FREE if taken within the first year after purchased.


Join us the first Saturday of the month for a demo on the following items. Demos are at 10:00 AM and at 1:00 PM will last approximately 30 minutes. Special discounts will apply to these items.

Class Enrollment/Cancellation Policy

September 2 - No Demo Due to the Holiday Weekend!

When enrolling for classes, payment is required to hold your spot. Cash or check is accepted, but no credit cards. Your check will not be cashed until the day of the class. Some classes fill quickly, so be sure to check with us & don't miss out! For liability and safety reasons, class is limited to those that are signed up for class only (no children please).

When canceling a class, to receive your payment back, 72 hours notice is required (3 days).



October 7

Lisa Ruble will share the 3 "D"s of quilts made with solid fabrics: Design, Depth, & Dimension.

She'll demonstrate how to create a dynamic quilt through subtle shading, using silky smooth Painter's Palette Solids (we now carry 30 different colors). The demo will also include a trunk show of quilts made using the Solids. Lisa spent 8 years as a quilt magazine editor & is currently a freelancer in the quilting industry, where she offers social media marketing

services, writes & edits patterns, & designs quilts for several fabric companies. She lives in Kalamazoo with her husband & three young boys (the older two have followed in her footsteps and are learning to sew!)



November 4 - Karen's Tips and Tricks for Getting your Quilt Top Ready for Machine Quilting

Karen will answer your questions with regard to machine quilting. What batting should I use? Which way does the seam go on the backing? Why does my back need to be 8 inches larger? What is a "squared up" backing? What designs will work best for my quilt? How can I eliminate wavy borders? What is a wavy border?

And the most common question of all Can you quilt that little extra fullness out?

December Notions and Holiday Open House

Midge promises to do something fun! Stay tuned.....



FREE Sit 'n Sew



We will be making our classroom available for open sewing sessions on the dates listed below. Bring your own project to work on. We will provide the tables, irons and ironing boards, and the space needed for you to spread out your things! There's no charge but we would ask that you call to sign up as space is limited.

We look forward to having you join us and hope to encourage you to get those UFO's out of your closet and have a good time with your sewing buddies!

- Saturday, Sept. 9 (10:00 AM - 4:00 PM)
- Monday, Sept. 25 (10:00 AM - 4:00 PM)
- Friday, October 6 (10:00 AM - 4:00 PM)
- Monday, October 16 (10:00 AM - 4:00 PM)
- Monday, October 23 (10:00 AM - 4:00 PM)
- Saturday, November 18 (10:00 - 4:00 PM)
- Tuesday, December 5 (10:00 - 4:00 PM)



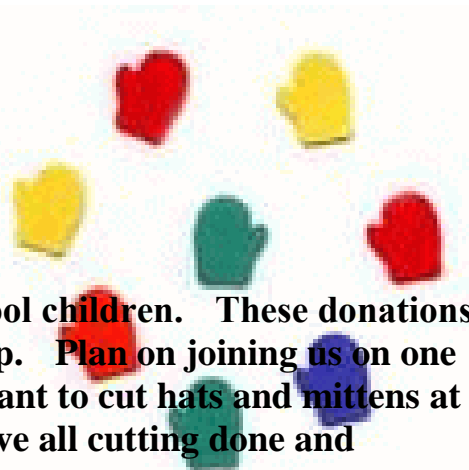
Save the Date

Charity Sew-In

Saturday, October 21 and

Friday, October 27

10:00 AM - 4:00 PM



Once again, we'll be making hats and mittens for the public school children. These donations are very much appreciated, and we're very grateful for your help. Plan on joining us on one or both days. Please bring your sewing machine. If you just want to cut hats and mittens at home, feel free to stop in for a pattern. We just ask that you have all cutting done and returned to the store by the dates listed above.

As of this newsletter, we are not in need of fleece, but donations of 1/2" elastic would be very helpful. So please drop your donations off at the store.

Lunch this year will be a pot luck. Please bring something to share. Plates, napkins and silverware will be provided.

If you can't come both days, please join us when you can. Even if for only a few hours. We'd appreciate it if you would call the store to let us know which days you can help. (269-383-1244)

Visit Our Website: BerninaKalamazoo.com

Like Us on Facebook: [Bernina Sewing Center & Quilt Shop](#)

Have you seen BERNINA's Q 20 Machine? You can also rent time on this machine to quilt your own quilts. See below.

This long-arm Quilting machine is great if you have an interest in machine quilting your own quilts.

BERNINA Q20 features include:

- BERNINA Long-arm Stitch Regulation
- 20" throat space
- up to 2,200 stitches per minute
- unique tension control
- built-in needle threader
- Table size basic is approximately 36" x 45"
- Table size expanded is approximately 36" x 77"
- Variable working height is approximately 30"



The BERNINA Q20 is designed, engineered, and assembled in Switzerland and comes standard as a sit-down model machine. The generous freearm depth and height provide ample space for managing your larger quilts. Undecided? The Q20 can be upgraded to a frame model machine.

Purchase yours today and we will have it installed in your home so you can be quilting in a few easy steps.

Stop in the store for a demo on this wonderful machine!

We now have an introductory training class that we are offering to learn how to use this machine. After you complete the training class, you will be able to rent the machine and quilt your own quilts. If you're interested, please contact Karen at the store or stop in for a brochure. We'll have you quilting your own quilts in no time and it's a lot of fun too!!!